




SILK BUTTERFLIES



MATERIALS REQUIRED

Coloured silk or crepe paper or tissue paper or off cuts of cotton fabric
Thread or wool
Stick from the garden
Pipe cleaner


Gel pens to decorate (optional)
Small beads (optional)
Craft glue for beads
Stick from the garden or found on a walk

TOOLS NEEDED

Sharp scissors (especially for the silk)

INSTRUCTIONS: PLEASE READ ALL THE INSTRUCTIONS BEFORE BEGINNING.


- Re-iron the silk before beginning; it will hang better when finished. Cut a rectangle or square.
- Fold in half
- Fold in half again, hold the fold in place with thumb and pointer finger.
- With the folded corner facing in towards the palm of your hand, cut a rounded shape on the 2 raw sides.
- Open out the folds. **OPTIONAL:** decorate the silk wings gel pens.



- Trim the pipe cleaner to a suitable length.
- Use pliers or bend the pipe cleaner wire back and forth to snap the wire.




- Fold a cotton pipe cleaner in half.
- Place the silk in the middle of the pipe cleaner, pinch down to hold silk in place. Gather or bunch the silk slightly along the pipe cleaner.
- Twist the pipe cleaner to hold silk in place.



- **OPTIONAL:** Glue the small beads onto the tips of the pipe cleaners.
- If not using a bead the sharp ends of the pipe cleaner wire over at the ends.
- Cut a length of wool or thread.



- Tuck the thread under the pipe cleaner.
- Decide the best spot to place so the butterfly isn't doing a nose dive.
- Tie to the pipe cleaner to hold in place.



- Tie the other end of the string or thread to a stick.

•The children love to walk around with a floating butterfly on the end of a stick. Take care with little ones , sharp stick and the ends of the pipe cleaners.

•**OPTIONAL:** Make a loop or knot at the end of the string to hang on a branch for the

Please do not photo copy these patterns and instructions, they are for your personal use only. © All rights reserved.

©Copyright 2018 Purely Felt Craft Sandie Lori O'Brien-Pyke

Phone: +61 0418 514 966

Email: purelyfelt@bigpond.com

Website: www.purelyfeltcraft.org